

Overview - Public Entities Quarterly Reporting

Approved receipts

1,1

90,7%

Approved spending

1,1

71,7%

Surplus/(deficit)

-0,1

- ☒ R billion
- ☐ R million
- ☐ R thousand

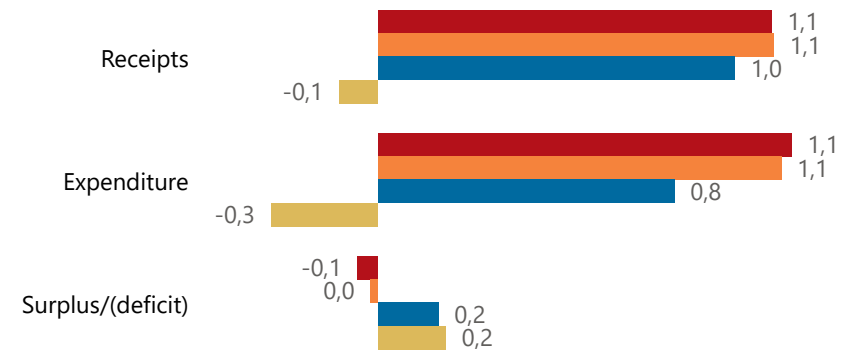


national treasury

Department:
National Treasury
REPUBLIC OF SOUTH AFRICA

Consolidation

● Approved ● Forecast ● YTD ● Variance



Composition of receipts



Quarter

4

Cluster

All

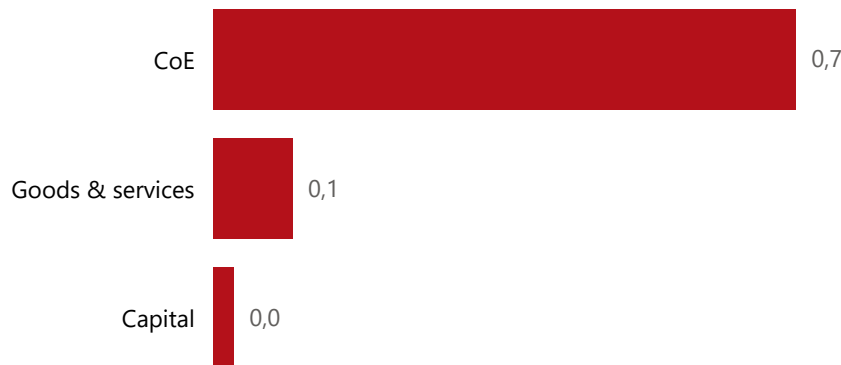
Department

National Treasury

Entity

Financial Sector Conduct Authority

Composition of spending



Functional grouping



Spending by PFMA schedule



Public Entities Receipts

Approved sales of G&S

1,1

88,1%

Approved transfers

(Blank)

(Blank)



national treasury

Department:
National Treasury
REPUBLIC OF SOUTH AFRICA

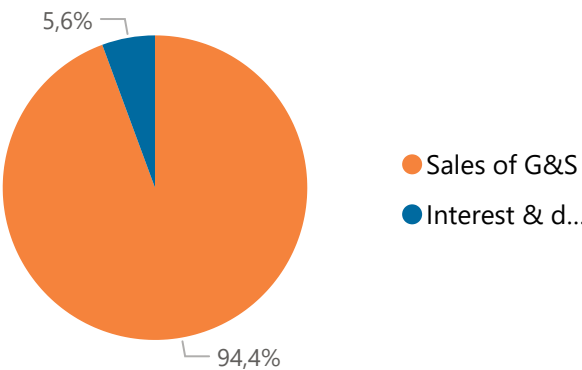
- ☒ R billion
- ☐ R million
- ☐ R thousand

Actual vs Forecast

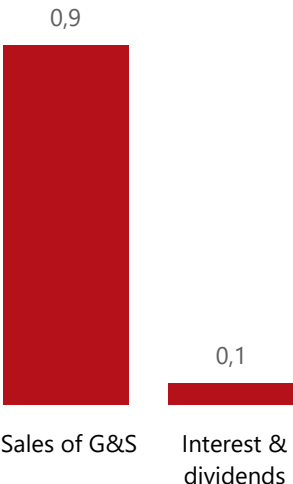
● Approved ● Forecast ● YTD ● Variance



Composition of receipts



Top 5 Receipts



Quarter

4

Cluster

All

Department

National Treasury

Entity

Financial Sector Conduct Authority

Top 5 Transfers

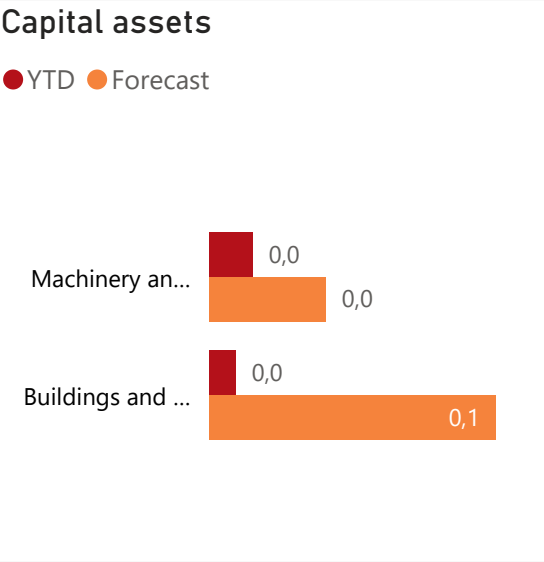
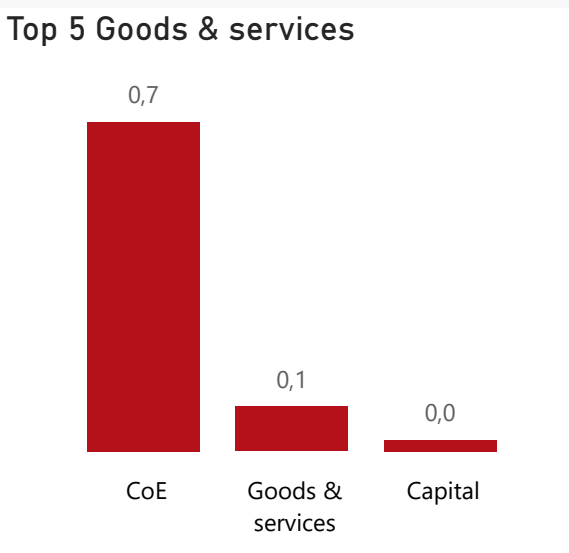
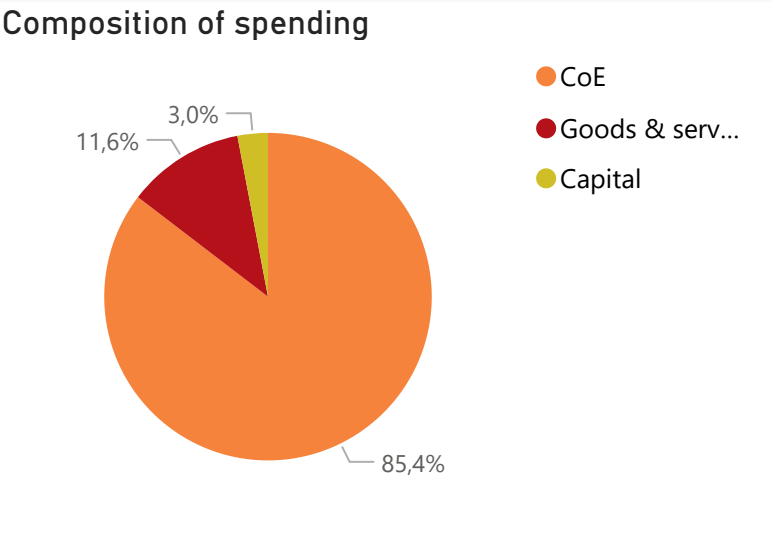
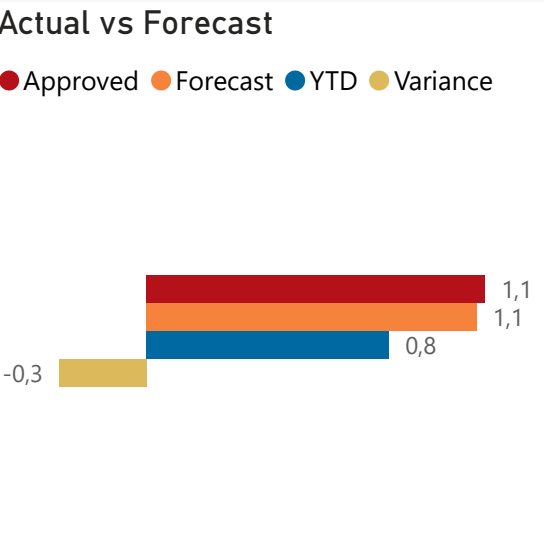
Receipts

Level 3	Approved	YTD	% YTD
+ Sales of G&S	1,1	0,9	94,4%
+ Interest & dividends	0,0	0,1	5,6%
Total	1,1	1,0	100,0%

Public Entities Spending

Approved CoE	0,7	98,7%	Approved G&S	0,3	32,4%	Approved transfers	(Blank)	90,7%
--------------	-----	-------	--------------	-----	-------	--------------------	---------	-------

- R billion
- R million
- R thousand



Spending

Level 3	Approved	YTD	% YTD
CoE	0,7	0,7	85,4%
Goods & services	0,3	0,1	11,6%
Capital	0,1	0,0	3,0%
Total	1,1	0,8	100,0%

Quarter

4

Cluster

All

Department

National Treasury

Entity

Financial Sector Conduct Authority